

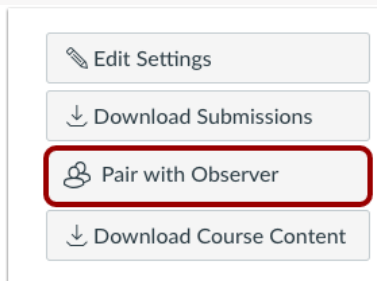
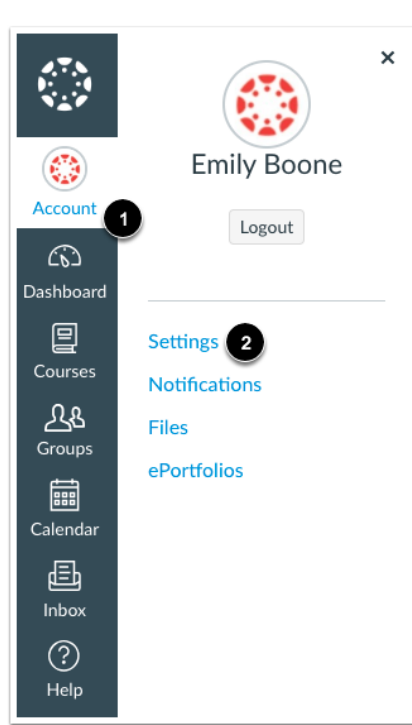
# Creating A Parent Account through the Canvas Parent App

Parents (Observers) can link their Canvas account to their student's account so they can see assignment dues dates, announcements, and other course content. Observers can view the course content but cannot participate in the course.

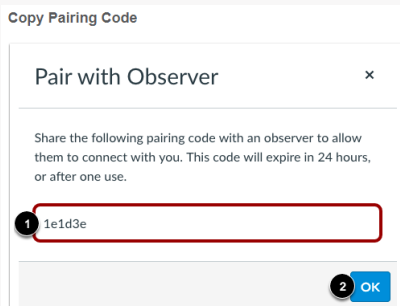
## 1. GETTING A PAIRING CODE

Parents will need their student(s) to log in to their Canvas account and complete the following steps pictured below and in the next column.

### Open Settings




Click the **Pair with Observer** button.




Copy the six-digit alphanumeric pairing code below. You will need this code as an observer of your child's account. The pairing code will expire after 24 hours or its first use.

## 2. DOWNLOAD THE CANVAS PARENT APP




Download the Canvas Parent app on your iOS or Android device to engage in your child's education.

## 3. OPEN APP



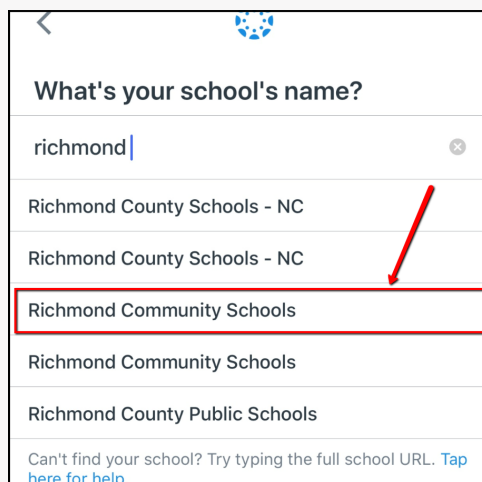
Tap the Canvas Parent App icon on your device.

## 4. FIND MY SCHOOL

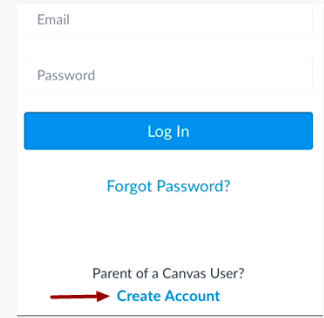


## 5. SELECT SCHOOL

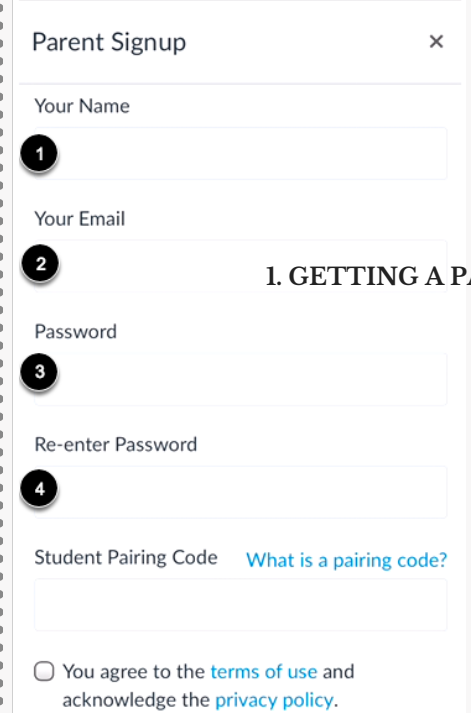
Type "Richmond Community Schools" and Select it from the list.



## 6. CREATE ACCOUNT



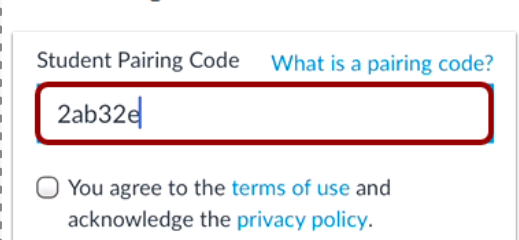
## 7. ENTER ACCOUNT DETAILS



## I. GETTING A PAIRING

To complete Signup Details, enter the Student Pairing Code, Agreeing to the Terms of Service and Selecting Start Participating, you are all set!

## Enter Pairing Code



## Complete Registration

