

Creating a Parent Observer Account(Web)

Parents (Observers) can link their Canvas account to their student's account so they can see assignment dues dates, announcements, and other course content. Observers can view the course content but cannot participate in the course.

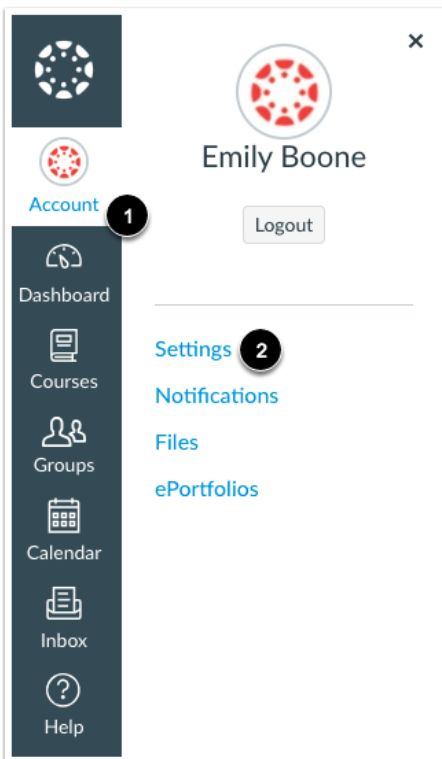


To create an account using the Canvas Parent App, please see the other side.

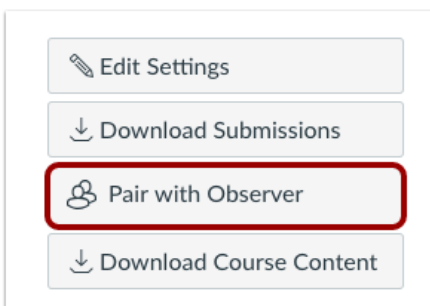
I. GETTING A PAIRING CODE

Students will need to log in to their Canvas account and complete the following steps pictured below and in the next column:

Open Settings

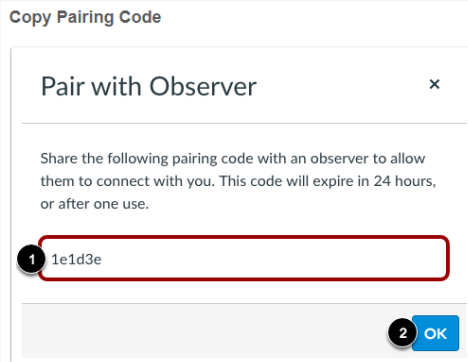


Pair with Observer



Click the **Pair with Observer** button.

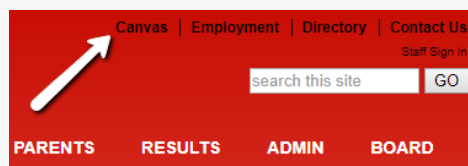
To complete sign-up, you will need to know your child's Pairing Code. See below.



Copy the six-digit alphanumeric pairing code. You will need this code as an observer of your child's account. The pairing code will expire after 24 hours or its first use.


2. GO TO RCS WEBSITE

Go to: www.werrichmond.com and click on the Canvas link (top right).

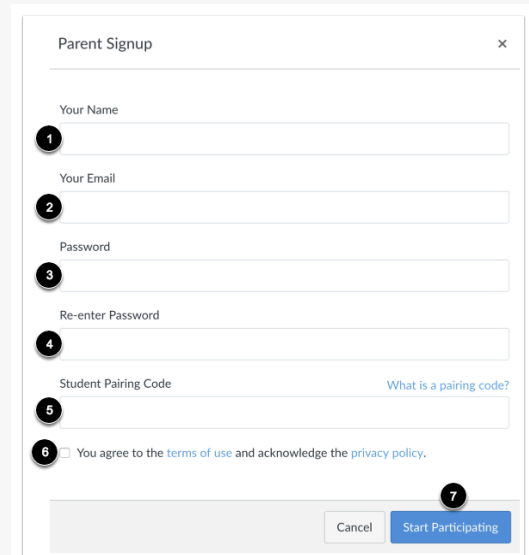


3. CLICK TO REGISTER

Select the "Click Here For an Account" link

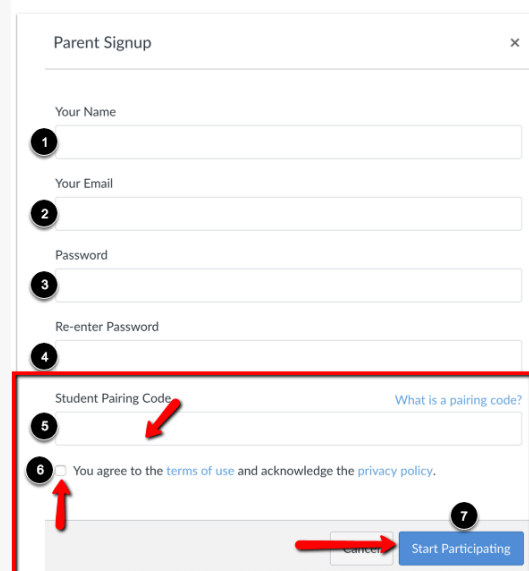


4. ENTER SIGN-UP DETAILS



To complete Signup Details, enter the Student Pairing Code, Agreeing to the Terms of Service and Selecting Start Participating, you are all set!

Enter Signup Details



5. WELCOME ABOARD!