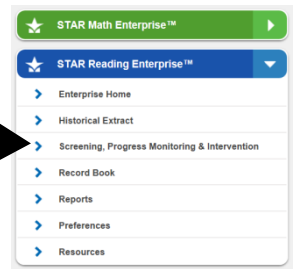
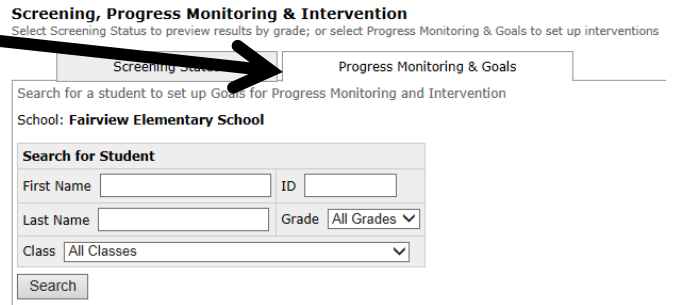


STAR RTI Goal Cheat Sheet

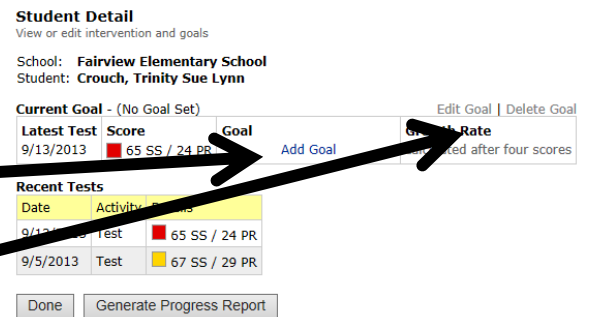
- When you log in to Renaissance Place, click on "Screening, Progress Monitoring, and Intervention" under either STAR Reading Enterprise or STAR Math Enterprise.



- Select the "Progress Monitoring & Goals" Tab and search for a student's name. You may narrow your search by Grade or Class.



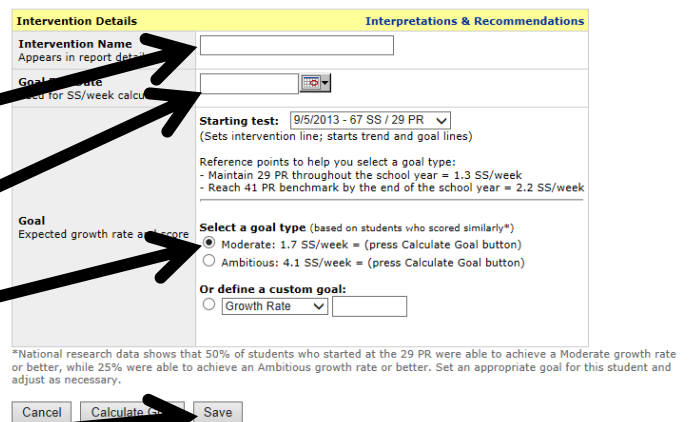
- This is where you can "Generate Progress Report" for RTI Decision Point Meetings.



- To set RTI goals for the student, click on "Add Goal". After you set a goal the first time, you'll need to click on "Edit Goal" instead.

- Define the student's RTI goal.

- Choose an intervention from the RCS RTI Reading/Math Model diagram and enter it next to "Intervention Name".
- Set the Goal End Date for the last day of the school year.
- RCS is using the default "Moderate" goal type for all RTI students.
- Be sure to click "Save" when you've entered all of this information.



- Select the next student and repeat steps 3 - 5.